

WRITING THIS WAY

5



Conceived by:
Shahnawaz Khan
M.A., B.Ed., NETS

Edited by:
Rajesh Kumar Gupta
M.Com., LL.B.



The Signature Publishers

Publishers of Innovative Educational Books

LGF-56, Ansal Fortune Arcade, Sec-18, Noida

E-mail # thesignaturepublisher@gmail.com

Customer Care # 07500200076

Author's Note

Learning how to write is one of the most significant aspects of development in the communicative ability of children. In order to achieve this, the activity should be exciting and enjoyable by which children can achieve success. The series Writing This Way helps the child through various stages of handwriting development effortlessly by the time he/she can write with fluency and ease.

Learning to write the alphabet strengthens letter recognition. It also empowers young children to write, which stimulates their interest and skill in reading. Even more important, it promotes the skill to quickly and effortlessly recognize or reproduce the letters in words, leaving the mind free to concentrate on the meaning. Viewed from the angle of reading development, teaching children to write the alphabet is an essential and time-tested way to promote literacy. Some salient features of the worksheets in the books can be summed up as follows:

- ◆ **Multi-sensory activities for eye-hand co-ordination, fine motor development, etc.**
- ◆ **Notes to teachers regarding the use of the books and teaching handwriting**
- ◆ **Tracing of letters and formation of letters**
- ◆ **Distinguishing between similar letters**
- ◆ **Recognizing and rewriting letters which represent basic sound**
- ◆ **Building up a sight-word vocabulary**
- ◆ **Introducing alliterative words**
- ◆ **Poems introducing common rhyming words and rhythm**
- ◆ **Practice writing letters, words, phrases and sentences**
- ◆ **Exercises based on frequently used words like days of the week, months of the year, seasons, etc.**

Let's hope that this series helps every child develop a handwriting pattern with success and ease.

For the Teacher/Parent

The letters of the cursive alphabet are taught according to their shapes, formation and how they join with the other letters. The approach is to teach and practise letters with similar strokes and shapes together. These descriptions, along with words like 'clockwise' and 'anticlockwise', can be used to help the children write the letters. The following groups have been formed and their points of similarity are as follows:

The Ovals: The letters a, c, d, g, q and o are known as the ovals. These are made by starting at the black line and going over the top and back again to form an oval. Their exit strokes are not similar and are taught separately. For example, we include o with the top joins due to its exit strokes.

The Top Joins: The letters o, v and w are all top joins as their exit stroke is from the top. The letters following the top joins have to start at the dotted line because of this uniqueness.

Looped Swingers: The letters g, j, q, y and z are swingers because they have tails. These tails are looped back to the baseline to join with the letters that follow.

Looped Climbers: k, l, h, b and f, all begin by climbing up to the top line and then looping down to the baseline before moving further. They are, therefore, known as the climbers.

'Tick' Exit Stroke: i, u, m, n, a, d, e, c, all share a common exit stroke. The swing of the writing tool while forming the stroke is similar to a 'tick'.

The Cross Joins: t is a cross join letter. It is joined to the following letters usually from the base line but some people also join them from their cross bars.

The Loners: x, r, s, f and p have a formation and shape that is very unique to them. Some of these shapes are a little complicated, so these letters are learnt after sufficient practice with other letters.

**Our Body : A
Wonderful
Machine**

**Read, trace and rewrite the description
in the space provided.**

The parts in our body we can

see are known as the external

parts of the human body. The parts

in our body we cannot see



are known as the internal parts

of the human body. The frame of our

body is made up of bones. We

call it the human skeleton.

**Our Important
Organs**

**Read, trace and rewrite the following information
in the lines given.**

The lungs inside our body are two elastic

bags situated on either side of

our heart. They help us breathe

The liver helps the body to use



the digested food. There are two

kidneys in our body to remove

liquid waste from the blood in

the form of urine.

Abstract Nouns

Fill up the blanks with the given abstract nouns.
Then trace the sentences and rewrite
them in the lines below.

friendship. invitation. patriotism.
disagreement. childhood. laughter.
bravery. arrival

Abstract Nouns are the
names of things that
we cannot see or
touch but can hear,
feel or think about,
such as music, anger,
peace, joy, freedom,
etc.

Their _____ is quite old. He

had fond memories of his _____.

Mr. Rathore got an award for his _____.

I got an _____ to the tea party.



They had a _____ over picnic.

The train's _____ is at 4:30 p.m.

The soldiers _____ got rewarded.

The hall echoed with _____.



Tongue Twisters

Read the following tongue twisters rapidly and repeatedly. Also, trace and rewrite them.

A box of mixed biscuits,
a mixed biscuit box.

Black bug bit a big black bear.

But where is the big black bear
that the big black bug bit?

Handwriting practice lines consisting of solid top and bottom lines with a dashed middle line for tracing.

You've no need to light a night-
light. On a light night like tonight.

Handwriting practice lines consisting of a solid top line, a dashed middle line, and a solid bottom line.

A skunk sat on a stump. The stump
thought the skunk stunk. The skunk
thought the stump stunk.

Handwriting practice lines consisting of a solid top line, a dashed middle line, and a solid bottom line.



Pronouns

Trace the given paragraph first. Then rewrite it replacing the nouns with pronouns wherever needed.

Long, long ago, there was a rich farmer who owned three healthy horses. One day, the farmer told his horses that the farmer was looking for some good buyers to sell the horses. The horses felt that the horses were quite happy at the farmer's farm and it was unfair for the farmer to sell the horses.

Words that can be used in place of nouns are called pronouns. I, she, he, you, it are used for one person and we, they, and you are used for more than one person. 'It' is used for things, animals and places.

A large, rounded rectangular writing area with a light gray background. The area is filled with horizontal lines for writing, consisting of solid top and bottom lines and a dashed midline. There are 12 such sets of lines stacked vertically.

**Making Castles
in the Clouds**

Recite, trace and rewrite the given poem.

All you need to build

castles in the sky.

Are fluffy white clouds

and a fanciful eye.

You can build rooms,

add a tower too,


Add doors and windows

by ones and by twos.

Read the passage given and copy it on the lines given below.

Mammals are animals having backbones. Most of them have hair on their bodies. They are warm blooded creatures. Mammals give birth to young ones and feed them. Mammals live on land, underground and in water. Some mammals eat only grass or plants, some eat only flesh of other animals and a few others eat both.

Handwriting practice lines consisting of solid top and bottom lines with a dashed midline.



A large white rectangular area with rounded corners, containing multiple sets of horizontal lines for writing. Each set consists of a solid top line, a dashed midline, and a solid bottom line, repeated down the page.

Two Kinds of Sentences

Trace and rewrite the sentences after changing the affirmative sentences to negative sentences and the negative sentences to affirmative sentences.

An Affirmative Sentence is a positive sentence that tells us something is so. A Negative Sentence uses words like no, never, isn't, can't, etc to tell us something is not so.

The train is about to arrive.

Sarika eats mushroom pie every

Sunday. The children are very intelligent but

naughty. The farmer irrigated the

field himself. We can't go to Delhi.

Mrs Rosy is not very short.

Sachin doesn't play table tennis.

The mechanic is not working hard.

Construct four affirmative sentences about good habits.

Handwriting practice area with four sets of lines. Each set consists of a solid top line, a dashed middle line, and a solid bottom line.

Construct four negative sentences about bad habits.

Handwriting practice area with four sets of lines. Each set consists of a solid top line, a dashed middle line, and a solid bottom line.


Puzzle Corner

How many birds can you spot hidden in the picture below?



**Practise with
Sam and Mary**

**Trace and rewrite each quotation
with your pen.**



*To do what others have done,
needs learning, to do something
new requires brains.*

Handwriting practice lines consisting of solid top and bottom lines with a dashed middle line for tracing. There are four sets of these lines provided for practice.

**Practise with
Rishi and
Richa**

**Trace and rewrite each quotation
with your pen.**



*Bad people live so that they may eat
and drink, but good people eat and
drink so that they may live.*

Handwriting practice lines consisting of solid top and bottom lines with a dashed midline for tracing.

**A Short
Paragraph :
Immunization**

**Read the given paragraph and rewrite
it in your best handwriting.**

Vaccines are small quantities of disease germs that are put into the body of a healthy person orally or through an injection. These germs produce antibodies against a disease in a person's system. In future if the person catches that disease, these antibodies help the body to fight off the germs. This is called building immunity towards a disease and the process is called immunization. This is one of the best ways to cure infectious diseases. Vaccinations are available against diseases like tuberculosis, diphtheria, whooping cough, tetanus, typhoid, hepatitis, chicken pox, etc.

Handwriting practice lines consisting of multiple sets of solid top and bottom lines with a dashed midline.

A large, rounded rectangular writing area with a light gray background. The area is filled with horizontal lines for writing, consisting of a solid top line, a dashed midline, and a solid bottom line, repeated down the page.

Interrogative Sentences

Trace and copy these interrogative sentences.

Is Tony a piano player?

Interrogative Sentences ask a question. We use a Question Mark (?) at the end of an interrogative sentence.

Is she the nurse on duty?

Did Shama eat dinner at the cafe?

Have you ever met a lion at a zoo?

**Imperative
Sentences**

Trace and rewrite these imperative sentences.

Try to meet me at once.

**Imperative Sentences
give an order, command,
advice or suggestion.
They make requests to a
person. Remember to use
'please' when you
request someone to do
something.**

Please help me with some money.

Don't touch the electric wires.

Never play on roads or rooftops.

Alliterations

Alliteration is the repeated use of a particular letter or sound. Read the sentences given below. Trace and rewrite them.

*A tutor, who tooted a flute tried to
tutor two tooters to toot. Said the
two to their tutor, "Is it harder to
toot or to tutor two tooters to toot?"*

Handwriting practice lines consisting of multiple sets of solid top and bottom lines with a dashed midline for tracing.

Mr See owned a saw. And Mr
Soar owned a seesaw. Now See's
saw sawed Soar's seesaw. Which
made Soar sore.

Handwriting practice lines consisting of multiple sets of solid top and bottom lines with a dashed midline.

**Read the following description and rewrite it
in cursive on the lines below.**

Some scientists consider that fungi

are neither plants nor animals.

They belong to a special group

known as eukaryote. They grow

on logs of wood and dead plants.

They do not have any flower, stem

or root. They cannot produce their

own food. They feed on dead

plants or animals and decompose

them. Moulds, mushrooms and

yeasts are kinds of fungi.

Fungi have spores, which

can grow into new plants.

Fungi are decomposers and

are also used to fertilize soil.

Plants Give Food

**First, read the paragraph and then
trace and rewrite it.**

Our food consists chiefly of cereals, fruits and vegetables. Cereals are grains of grass plants such as rice, wheat and maize. The sweet and fleshy part of the plant that contains the seed is called a fruit, such as apple and orange. Parts of the plant like leaves, roots and stems eaten by us are called vegetables, such as potato and cabbage. We obtain tea, coffee, sugar and spices also from plants.

A large, rounded rectangular writing area with a light gray background. The area is filled with horizontal lines for writing, consisting of solid top and bottom lines and a dashed middle line, repeated down the page.

Recite and rewrite the poem in cursive handwriting in the given space.

A LEADER

**Patient and steady with all he must bear,
Ready to meet every challenge with care.
Easy in manner, yet solid as steel,
Strong in his faith, refreshingly real.
Isn't afraid to propose what is bold,
Doesn't conform to the usual mould.**



Handwriting practice lines consisting of multiple sets of solid top and bottom lines with a dashed midline.

**Going forward and knowing he's right.
Even when doubted for why he would fight.
Growing in strength, he won't be unnerved.
Ever assuring he'll stand by his word.
Bracing for war, but praying for peace.
Using his power so evil will cease:
So much a leader and worthy of trust.
Here stands a man who will do what he must.**



Handwriting practice lines consisting of multiple sets of solid top and bottom lines with a dashed midline.

Adjectival Phrases

First, fill in the blanks with the given phrases.
Then, copy the sentences in the lines below.

on the tree under the shed
near the car with the spectacles
inside the jar

When some words give more information about the noun which is the subject of the sentence, they are called adjectival phrases. They usually come after the noun and aim to describe.

The cow is black.

The pickles fell out!

The old man is

John's grandfather.

The monkey is
very naughty and funny.

The woman is
our principal.

Read the given story and rewrite it in your best cursive handwriting below.

EVENT THAT MADE HISTORY

His name was Fleming, a poor Scottish farmer. One day, he heard a cry for help coming from a nearby bog. He dropped his tools and ran to the bog. There, he saw a terrified boy, shrieking and trying hard to free himself.

Farmer Fleming rescued the lad from a slow and horrifying death.

Handwriting practice lines consisting of multiple sets of solid top and bottom lines with a dashed midline.

The next day, an impressively dressed nobleman introduced himself as the father of the boy whom farmer Fleming had saved. He offered him money. The farmer turned down the offer.


In the meantime, the farmer's own son showed up at the door of the family hovel.

"Is that your son?" the nobleman said to farmer Fleming.

Handwriting practice lines consisting of solid top and bottom lines with a dashed midline, repeated multiple times for writing practice.

**Practise with
Peter and
Pam**

**Trace and copy the given quotation
with your pen.**




*Life is a pure flame, and we live
by an invisible sun within us.*

Handwriting practice lines consisting of solid top and bottom lines with a dashed middle line for tracing.

**Practise with
Sherry and
Shiny**

**Trace and copy the given quotation
with your pen.**



*When all else is lost,
future still remains.*

Handwriting practice lines consisting of multiple sets of horizontal lines. Each set includes a solid top line, a dashed middle line, and a solid bottom line, providing a guide for letter height and placement.

Alliterations

Read the alliteration given below.
Trace and rewrite it.

You've no need to light a night-light.

On a light night like tonight,

for a night's-light light's slight light,

and tonight's a night that's light.

Soil Conservation

Go through the passage and then trace and rewrite it perfectly.

Soil is a very essential natural

resource. People and animals depend

on plants for their foods and

plants get nourishment from the

soil. Felling of trees or deforestation,

strong winds in places of less

vegetation (deserts), running of water

bodies over the soil and overgrazing

are all causes of soil erosion.

**Essay Hour :
Mother Teresa**

Read the following essay and rewrite it in cursive handwriting.

Mother Teresa was born in Yugoslavia on August 27, 1910. Her real name was Agnes Gonxha Bojaxhiu. Her father had a small farm. When she was just twelve, she realized that what she wanted to do most of all, was to help the poor. She decided to have training for missionary work and came to India when she was nineteen years old to join the Sisters of Loretto, an Irish community of nuns with a mission based in Kolkata. In 1928 she took her initial vows as a nun.

Handwriting practice lines consisting of multiple sets of solid top and bottom lines with a dashed midline.

Mother Teresa's service to mankind was recognised with great respect the world over and she received a number of awards, the most prestigious being the 1979 Nobel Peace Prize; in 1971 she received the Pope John XXIII Peace Prize; the Bharat Ratna and many others. This great soul breathed her last on September 5th 1997. She was called the 'Saint of the Gutters' and now has been nominated for canonization as Saint Teresa.


Composition :
Community
Service

Write a brief essay about what community service you can offer to help those who are poor, sick and in distress around you.

A large white rectangular area with rounded corners, containing multiple sets of horizontal lines for writing. Each set consists of a solid top line, a dashed midline, and a solid bottom line, providing a guide for handwriting.

**Practise with
Peter and
Pam**

**Trace and rewrite the quotation
with your pen.**



*Education begins a gentleman;
conversation completes him.*

Handwriting practice lines consisting of four sets of horizontal lines. Each set includes a solid top line, a dashed middle line, and a solid bottom line.

**Practise with
Sunny and
Sania**

**Trace and rewrite the quotation
with your pen.**



*Nothing is more simple than greatness;
indeed to be simple is to be great.*

Handwriting practice lines consisting of solid top and bottom lines with a dashed middle line for tracing.

Poet's Feelings:
A Morning
Walk

Read and trace each line of the poem.
Rewrite it on the line below.

The acorn woodpecker's thump on

the tree. And the owl's hidden hoot

fill my ears as I walk. Through

forest on a sun-filled morning.

Towering oak trees stand in silence,

moss. Like an old man's beard

hanging from aged branches. Poison

oak climbs the trunks, "Leaves of

three, let it be".

Transitive Verbs

Complete the sentences by filling in from the given transitive verbs. Trace and rewrite them below.

mailed, give.
baked, offered

We see that the action begins from the subject and passes on to the object, which can be a noun or pronoun. Such actions (doing words) are transitive verbs. Transitive verbs are verbs that take an object.

Mother will _____ the children some cookies.

Mr Sam _____ Mr Hart a letter.

The host _____ us ice cream.

Grandmother _____ a big cake.

Imperative Verbs

Fill in the blanks with the correct imperative verbs from the given words. Trace the sentences and rewrite them below.

serve. wait. apply. boil

Some verbs are used to give instructions and tell you what to do. They are called imperative verbs.

boil the potatoes in water.

apply this lotion to your skin.

wait here till the doctor arrives.

serve the food to the guest in dishes.

**World
Environment Day**

Read and rewrite the paragraph in cursive handwriting below.

World Environment Day was declared by the United Nations in 1972 and United Nations Environment Program (UNEP) was set up to look into the cause of the world environment. It is one of the main events through which the United Nations intends to bring about global awareness of the environment and draw political attention to it.

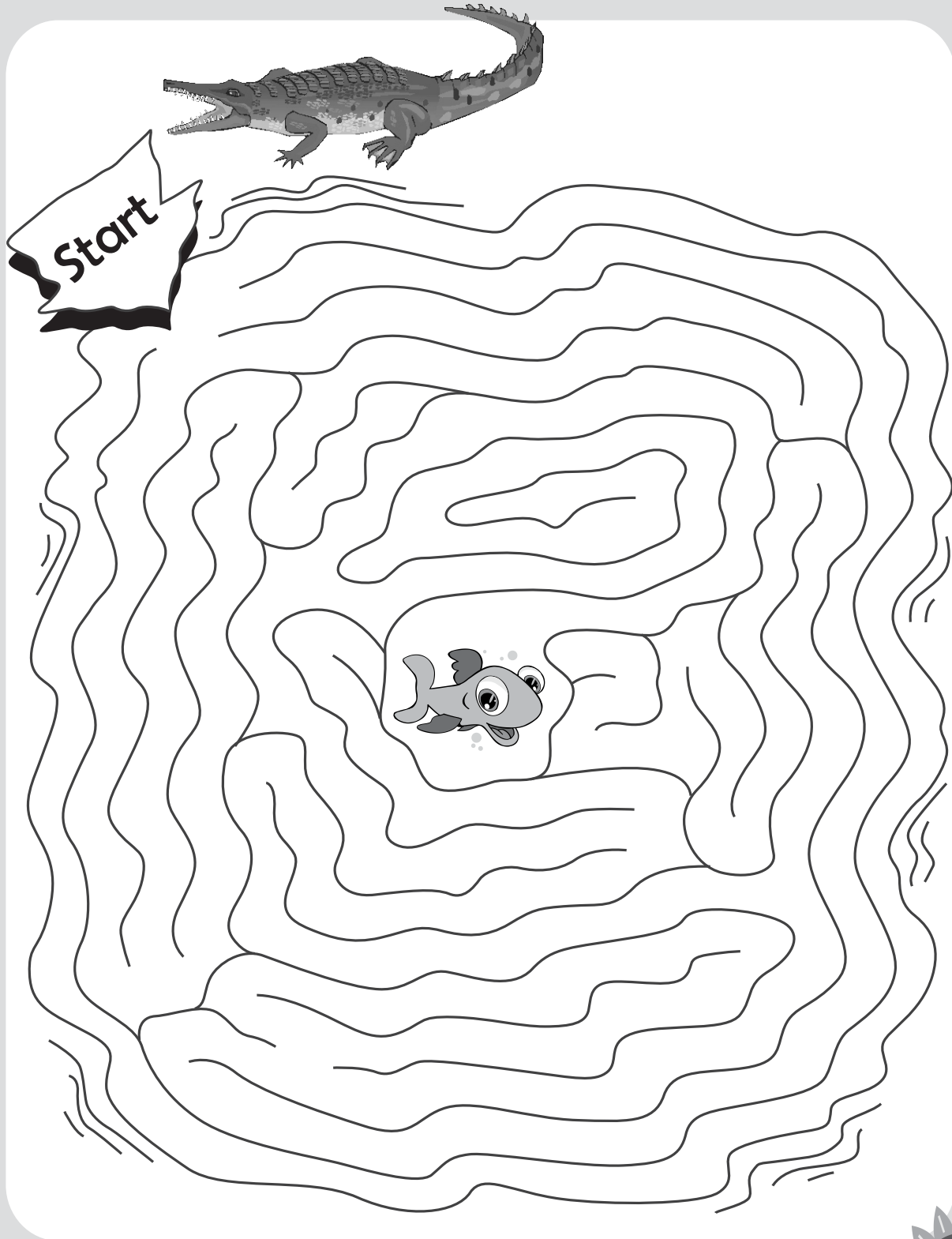
Handwriting practice lines consisting of multiple sets of solid top and bottom lines with a dashed midline.

World Environment Day is celebrated the world over on 5th June. In 2002, nearly hundred countries launched thousands of activities, not only on World Environment Day itself, but often for an entire week, and sometimes even a whole month. Despite a number of efforts and achievements, many of the problems, which the Earth faced during the twentieth century, are still unresolved. More than ever, we need to take the necessary measures to make sure that the environment remains on every country's top priority.

Handwriting practice lines consisting of multiple sets of solid top and bottom lines with a dashed midline.

Puzzle Page

Help the crocodile to get the fish from the central pond of the maze.



**Paragraph
Writing :
The Globe**

**Read and rewrite the paragraph below
with a ballpoint pen.**

The globe represents our round Earth. As the Earth is round, this helps us see the shape, size and position of countries and oceans better than on a flat map. At any given time we can see just one side of the globe, that which is facing towards us.

Handwriting practice lines consisting of solid top and bottom lines with a dashed midline, repeated 10 times for rewriting the paragraph.

The large areas shown in blue represent water and are called oceans. There are five oceans in all. they are the Pacific Ocean, Atlantic Ocean, Indian Ocean, Arctic Ocean and Antarctic Ocean. The seas are smaller water bodies than the oceans.

Handwriting practice lines consisting of multiple sets of solid top and bottom lines with a dashed midline.

The large areas in shades of green and brown represent land and are called continents. Asia, Africa, North America, South America, Europe, Australia and Antarctica are the seven continents of the world. These continents are further divided into countries, and countries into cities and towns.

Handwriting practice lines consisting of multiple sets of solid top and bottom lines with a dashed midline.

**Practise with
Peter and
Pam**

**Trace and copy the given quotation
with your pen.**



*A day of the learned is longer
than the life of the ignorant.*

Handwriting practice lines consisting of four sets of horizontal lines. Each set includes a solid top line, a dashed middle line, and a solid bottom line, providing a guide for letter height and placement.

Present Perfect Tense

Fill in the blanks with the present perfect tense of the given verb. Copy the sentences in cursive.

When we talk of actions that have just taken place in the immediate past or finished recently, we use the present perfect tense. The present perfect tense is formed by using has/have + past participle.

The cooks _____ a big cake. (make)

We _____ the whole chow mein. (eat)

Mr David _____ the Bible. (read)

Jussy _____ me for years. (know)

She _____ Rahul's honesty. (praise)

Rashmi _____ the book to Sophia. (give)

I _____ the latest movie. (see)

The animals _____ the crop. (damage)

**Practise with
Peter and
Pam**

**Trace and rewrite the quotation
with your pen.**



*Liberty is the only thing you cannot
have unless you are willing to give
it to others.*

Handwriting practice lines consisting of solid top and bottom lines with a dashed middle line for tracing. There are four sets of these lines provided for practice.

**Practise with
Zinta and
Preity**

**Trace and rewrite the quotation
with your pen.**



*Education is the most powerful
weapon which you can use to
change the world.*

Handwriting practice lines consisting of solid top and bottom lines with a dashed middle line for tracing.

**Past Perfect
Tense**

**Read and rewrite the paragraph below.
Underline all the past perfect verbs.**

Maria had walked for over a kilometre. It had been a long and tiring day. She had got up in the morning feeling a little bored under the weather. She had reached office hoping to come back early. Her plans had been ruined when her boss had given her a presentation to prepare. She had made over a hundred slides in the last seven hours. She had eaten a quick and little lunch, so she was quite hungry. The evening had brought some relief but it was almost eight before she had left for home. Now as she walked down the road, her eyes were looking for a cafe or restaurant. She had seen a good place here last week.

When we talk of actions that have happened before another one in the past, we use the past perfect tense. We make such sentences using had + past participle.

Handwriting practice lines consisting of solid top and bottom lines with a dashed midline, repeated multiple times for writing practice.

A large, rounded rectangular writing area with a light gray background. The area is filled with horizontal lines for writing, consisting of solid top and bottom lines and a dashed midline, repeated down the page.

A large, rounded rectangular writing area with a light gray background. The area is filled with horizontal lines for writing, consisting of solid top and bottom lines and a dashed midline. There are 10 such sets of lines stacked vertically.

**Paragraph
Writing: Maps**

**Read and rewrite the passage
in cursive handwriting.**

A map represents the Earth's surface on a flat surface. Though a globe is a small model of the Earth and it shows the shape of the Earth and its continents, oceans, etc. better still, people like to use maps. This is because a globe can show only the major features of the Earth and not very small details like a map can. In addition to it, a map can be carried to all places but not a globe.

Handwriting practice lines consisting of multiple sets of solid top and bottom lines with a dashed midline.

All maps must show the directions; only then can we use it to find places. look at the maps and you will come to know that North, South, East and West are marked on it. North is always towards the top of a map. The directions are always the same on all maps.

Lined writing area consisting of multiple sets of horizontal lines (solid top and bottom lines with a dashed midline) for student practice.

**Letter Writing :
Leave
Application**

**Write an application to your principal requesting
a day's leave as you have an invitation to attend
a wedding along with your parents.**

A large white rectangular area with rounded corners, containing multiple sets of horizontal lines for writing. Each set consists of a solid top line, a dashed middle line, and a solid bottom line, providing a guide for letter height and placement.

Spin a Yarn

**Read and rewrite this imaginative story
in your handwriting.**

One day as I was walking down the road, I heard a voice calling out to me. "Hello! Listen up Gagan," it said.

I looked all around me but could not say where the voice was coming from! I looked up at the branch of the tree and saw a squirrel staring intently at me. Surely not! I shrugged and walked further. "Hello!" the voice called out again.

I looked back and was horrified at what I saw!


"Well! Aren't you rude? At least reply to my greeting," said the squirrel.

"People are generally rude. My mother always said so," a bird sitting on a nearby branch added.

"Perhaps she didn't hear you," said a lizard on a leaf.

I screamed in fear and ran as fast as I could! Since that day onward I can hear animals talk to each other and me!


Handwriting practice lines consisting of multiple sets of three horizontal lines (top, middle, bottom) for writing the story.



Handwriting practice area with 10 sets of lines. Each set consists of a solid top line, a dashed midline, and a solid bottom line.

**Practise with
Peter and
Pam**

**Trace and rewrite the
quotation with your pen.**



*Greatness lies not in being strong, but
in the right use of strength.*

Handwriting practice lines consisting of solid top and bottom lines with a dashed middle line, repeated multiple times for tracing and writing practice.

**Practise with
Sunny and
Sania**

**Trace and rewrite the quotation
with your pen.**



*There are many wonderful things
in nature, but the most wonderful of all
are humans.*

Handwriting practice lines consisting of multiple sets of solid top and bottom lines with a dashed middle line for tracing.

**Practise with
Bunty and
Bubbly**

**Trace and rewrite the quotation
with your pen.**



*If you do not tell the truth about yourself,
you cannot tell it about other people.*

Handwriting practice lines consisting of solid top and bottom lines with a dashed middle line. There are five sets of these lines provided for tracing and rewriting the quotation.